



höhen- und neigungsverstellbare
Kopfstütze

Zusammenstellung:
87 / 59 / 74
Bezug:
24 Q2 Melange mare

mit Metall-Füßen wahlweise in
Edelstahloptik gebürstet oder
Anthrazit pulverbeschichtet

PLANOPOLY motion
4.0

Sitzneigungsverstellung
oder Herz-Waage
möglich

höhen- und neigungs-
verstellbare
Kopfstütze

1926



S-Lounger 7911



Variante 87
mit Wallfree-Funktion



Variante 02

höhen- und neigungsverstellbare
Kopfstütze



Zusammenstellung:
85 / 92
Bezug:
24 Q2 Fashion campari

mit Metall-Füßen wahlweise in
Edelstahloptik gebürstet oder
Anthrazit pulverbeschichtet

PLANOPOLY motion
4.0

Sitzneigungsverstellung
oder Herz-Waage
möglich

höhen- und neigungs-
verstellbare
Kopfstütze

1926



Zusammenstellung 82 / 81
in 31 Longlife Soft moor



Variante 81
mit Wallfree-Funktion

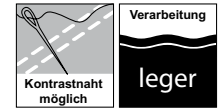
Typenplan 1926

die Wallfree-Funktion ist manuell oder elektrisch verstellbar erhältlich!

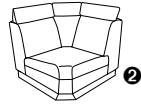
1 nur mit bodennahen Varianten kombinierbar

2 bodennah

In zwei Sitzhöhen erhältlich:
44 und und 46 cm
Die angegebenen Maße beziehen sich auf die Sitzhöhe mit 44 cm.



Eckelemente



89
B/T/H: 103/103/92



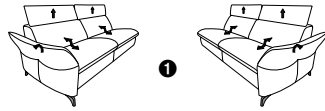
75
B/T/H: 103/103/92



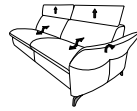
59
B/T/H: 94/94/92

Abschlusselemente

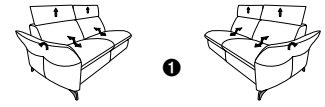
mit Wallfree-Funktion



87 B/T/H: 202/95/92



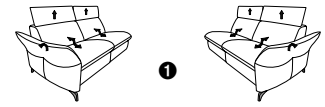
88



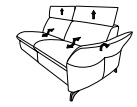
85 B/T/H: 172/95/92



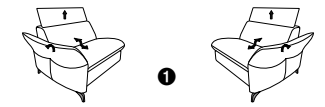
86



83 B/T/H: 142/95/92



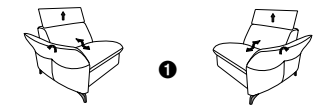
84



47 B/T/H: 112/95/92



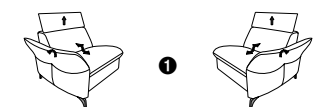
48



45 B/T/H: 97/95/92



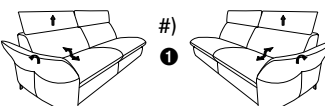
46



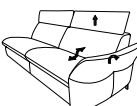
43 B/T/H: 82/95/92



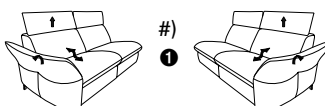
44



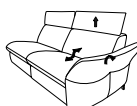
21 B/T/H: 202/95/92



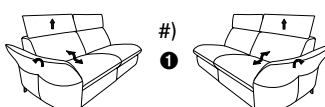
22



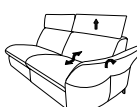
19 B/T/H: 172/95/92



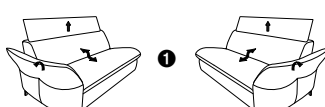
20



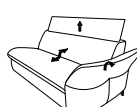
17 B/T/H: 142/95/92



18

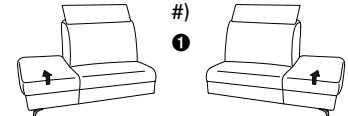


13 B/T/H: 142/95/92

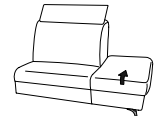


14

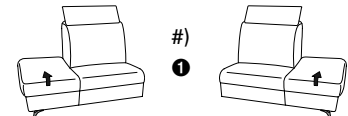
ohne Wallfree-Funktion



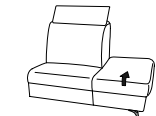
73 B/T/H: 154/101/92



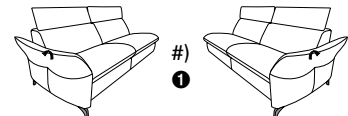
74



71 B/T/H: 139/101/92



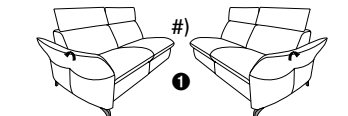
72



67 B/T/H: 202/95/92



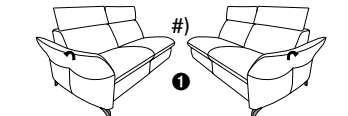
68



65 B/T/H: 172/95/92



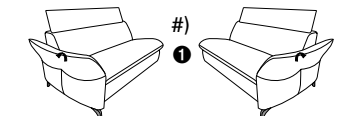
66



63 B/T/H: 142/95/92



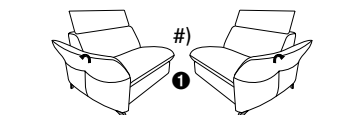
64




11 B/T/H: 142/95/92




12



37 B/T/H: 112/95/92



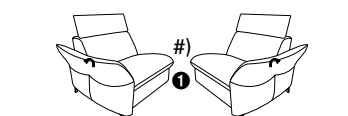
38



35 B/T/H: 97/95/92



36



33 B/T/H: 82/95/92



34

Zwischenelemente

mit Wallfree-Funktion



42
B/T/H: 90/93/92



41
B/T/H: 75/93/92



40
B/T/H: 60/93/92

ohne Wallfree-Funktion



25
B/T/H: 90/93/92



24
B/T/H: 75/93/92



23
B/T/H: 60/93/92



10
B/T/H: 150/93/92



09
B/T/H: 120/93/92

Sofas

mit Wallfree-Funktion


ohne Wallfree-Funktion




82
B/T/H: 224/95/92




62
B/T/H: 224/95/92



81
B/T/H: 194/95/92



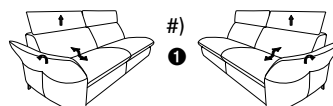
61
B/T/H: 194/95/92



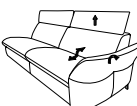
80
B/T/H: 164/95/92



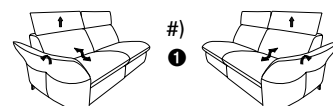
60
B/T/H: 164/95/92



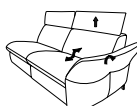
21 B/T/H: 202/95/92



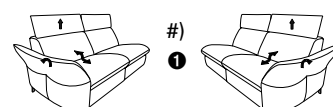
22



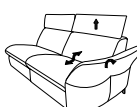
19 B/T/H: 172/95/92



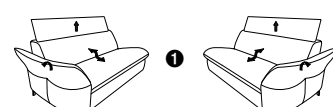
20



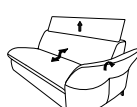
17 B/T/H: 142/95/92



18



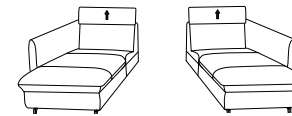
13 B/T/H: 142/95/92



14

#) wahlweise mit manueller Kopfteilverstellung im festen Sitz

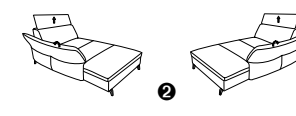
Recamiere



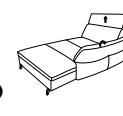
91 B/T/H: 86/199/92



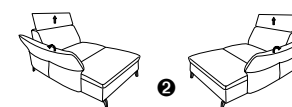
92



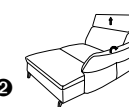
77 B/T/H: 141/200/92



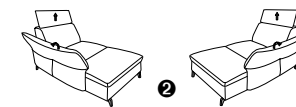
78



29 B/T/H: 111/170/92



30

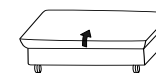


27 B/T/H: 96/170/92



28

Hocker / Zubehör



02
B/T/H: 113/70/44



01
B/T/H: 78/62/44



93
B/T/H: 70/18/50

- alle elektrischen Varianten können mit außenliegendem Akku geliefert werden
- einfache Handhabung durch eine Steckverbindung
- ein zweiter Akku kann nachbestellt werden
- kleine, leicht zu bedienende Ladestation
- in den Farben Silber und Anthrazit erhältlich
- passender Überzug möglich

